










The floor plan illustrates a school building layout with the following key features:

- Classrooms (SALA DE AULA):** Located on the left side, including a large hall (SALA DE AULA 14x20m) and several smaller classrooms.
- Laboratories (LABORATORIO DE INFORMATICA):** Situated at the bottom left, featuring computer labs and a protocol/reception area.
- Library (BIBLIOTECA):** Located at the top left, adjacent to the main entrance.
- Restrooms (WC):** Multiple restrooms for students and staff, including a dedicated area for female students (WC FEMININO ALUNOS).
- Central Corridor (CORRIDOR PRINCIPAL):** A central horizontal corridor connecting the main sections of the building.
- Reception and Protocol Area (RECEPCAO/PROTOKOL):** Located near the bottom center, featuring a reception desk and a waiting area.
- Cooking and Dining Areas (COZINHA and DESPESA):** Situated on the right side, including a kitchen and a dining area.
- Outdoor Areas:** Includes a large student plaza (PRAÇA DE ALUNOS) and a smaller plaza (PRAÇA DE ALUNOS) near the entrance.
- Orientation:** The plan is oriented with North (N) indicated by a compass rose.
- Dimensions:** Various dimensions are provided for rooms and corridors, such as 14x20m for the main hall and 10x15m for smaller rooms.

CONVENÇÕES:

	EXISTENTE A MANTER
	A CONSTRUIR
	A DEMOLIR OU REMOVER
	A CONSTRUIR – ESCADA ENCLAUSURADA
	A CONSTRUIR – GESSO ACARTONADO
	A CONSTRUIR – DIVISÓRIA GRANITO
	A CONSTRUIR – DIVISÓRIA DIVILUX
	A DEMOLIR OU REMOVER EM VISTA
	A CONSTRUIR (EQUIPAMENTOS FIXOS E/OU ELEMENTOS EM VISTA)